








Here's the line to configure communication

CoMS Enable/disable communication write-in 	[-SL Select ASCII/RTU communication format 	[-no Setup communication address 	bPS Setup baud rate 	LEN Setup data length 	Prty Setup parity bit 	Stop Setup stop bit 	Back to "select a function"
--	--	---	--	---	--	--	-----------------------------------

By the way, Depending of the FW version, you will have to unlock the menu (see attached manual).
And some manual with few thinks about communication.